



## PLEASE HELP US KEEP OUR SCHOOL SAFE DURING DROP OFF AND PICK UP

In order to keep our children safe, we need to make sure that everyone is following the rules of the road and the Sky Crossing safety procedures everyday. Our parking lot should be **SACRED GROUND**. A place where children and families feel safe. No extra convenience or minutes saved is ever worth risking the safety of your child, your child's friends, or your neighbors. Please always keep this in mind before and after school. Thank you!

## Arrival Information

- Playground gates will be opened at 8:20 AM.
- Students report to their designated backpack drop off and playground upon arrival. Signs will be posted for students.
- Aviator Club (Mascot) begins at 6:30 AM. Use the East (Staff) parking lot/Bus Lane. A punch key will be on the outside of the multi-purpose room for entry.
- Little Scholars starts at 9 AM. You may pull up in the Drop Off Lane (Right Lane Only after 8:45) next to the PreK playground and sign your child in. You may also park in a designated parking space.
- Structured classes will receive a specific email with directions from your child's teacher.

## Morning Drop Off Procedures

### Bus Riders:

- The bus will drop students off in the small East lot (Bus Lane/Staff Parking). Students will enter the playground through the East playground gate.

### K-6th Car Drop Off:

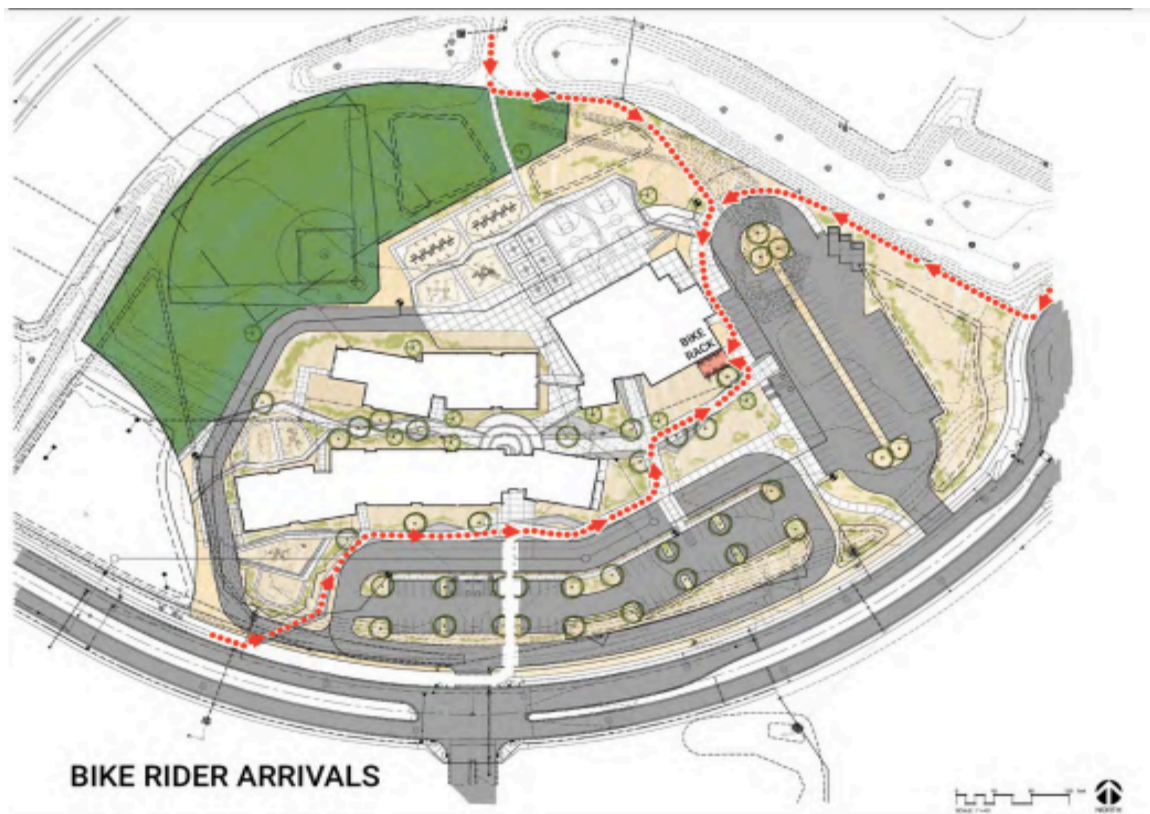
- Enter via Sky Crossing Way AND TURN RIGHT (One way drive).
- Stay in the right lane as you proceed around the drive.
- Pull all the way forward to the PreK playground or until traffic has stopped.
- Students may exit the vehicle onto the sidewalk in the drop off zone (see map: red area on sidewalk) once you have pulled up and come to a complete stop.
  - Cars **MUST** be in the far right lane (**yellow line**) to drop off students.
  - **THE TWO LEFT LANES ARE THRU LANES ONLY. DO NOT DROP OFF STUDENTS IN EITHER LANE. WE DO NOT WANT THEM CROSSING TRAFFIC.**
- Have backpacks, water bottles and jackets ready to go.
- Parents **should NOT** get out of their cars to assist children. It will slow down the traffic flow.
- If children need assistance, please park in a designated parking spot.
- Please do not use your phone while driving and be alert in the parking lot.
- Be kind and mindful of those behind you.
- **Tip:** Leave a little space between you and the car in front so that you may pull out into the thru lanes to exit, if needed.

## Walkers:

- 1st - 6th grade walkers will enter through the PreK Playground gate (if walking from the West) or the Bus Drop Off Gate on the East side of the school (if walking from the East).
- **Kindergarten** will enter through the PreK playground gate on the West side of the school.
- Parents may walk their child to their designated gate and say goodbyes. Only students may enter through the gates. Parents must go through the sign-in process in the front office.

## Bike Riders:

- 3rd-6th graders may ride their bikes to school. K-2nd graders are allowed to ride bikes as long as they are being escorted (No E-Bikes –Phoenix City Code/PV Schools Policy)
- Students will place their bikes in the bike rack and proceed to the Bus Drop Off Gate on the East side of the playground.



## Dismissal Information

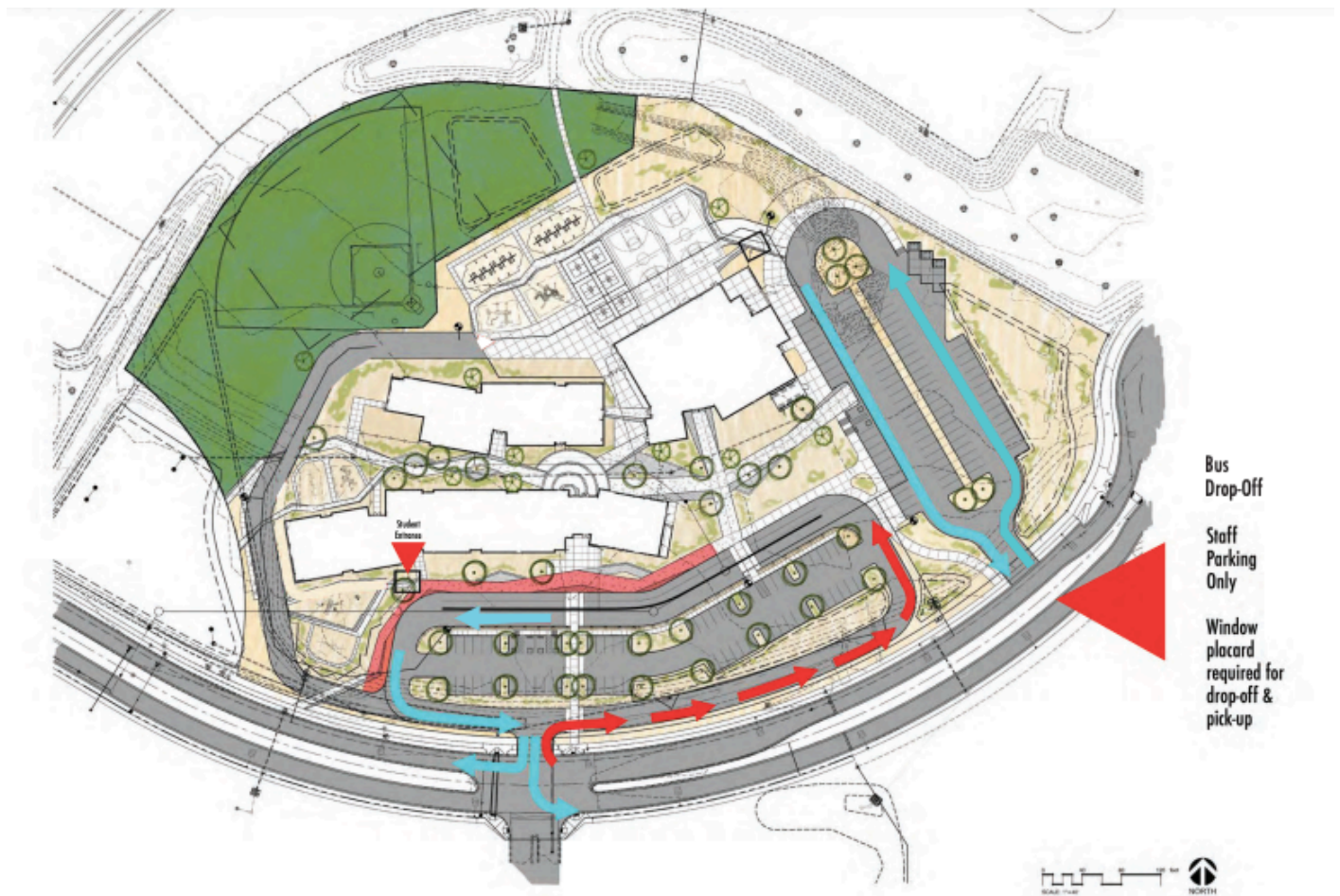
- Kindergarten will be dismissed at 3:05 pm.
- 1st-6th will be dismissed at 3:15 pm
  - Bus Riders/Boys & Girls Club/Daycare Vans to East Parking lot.
  - Mascot is dismissed to the Multi-Purpose Room (MPR)
- Little Scholars will dismiss at 3:00 pm.
- Mascot Club is open until 6:30 pm. Use the East parking lot/Staff Parking to enter and sign out children.

## Dismissal Procedures

### Car Riders:

- Car Pick Up Lane - Enter the main lot from Sky Crossing Way. **KDG** may enter at 3:00 and 1st-6th **should not enter into the parking lot before 3:15.**
- We would like to reserve the pick up for Kindergarten/PreK **only** from 3:00-3:15.
- **KDG Only** - Be sure you have placed the provided card (last name in large clear print) in the front passenger window of your car or on your car's visor. Teachers will distribute cards.
- *Please have your kindergartner prepared to load on the passenger side of your car.*
- *If they need assistance or you need to speak with the teacher, please park in a designated spot and walk up to have your child released*
- If you have a kindergartner *and* a student in 1-6 grades, pick up your Kindergarten student and then circle back around the lot to be at the end of the KDG pick up line or park.
- The 1-6th pick up line begins to move **after** dismissal at 3:15 PM. Your older children will meet with the youngest sibling.
- All students will be on the sidewalk in the Pick Up Zone (Map: red area on sidewalk in front of school) ready to enter vehicles
- **THE EAST LOT IS FOR BUSES/VANS ONLY and STAFF PARKING. This is a law and our district has been monitored to ensure this is occurring.**

# Vehicle Pick Up Map



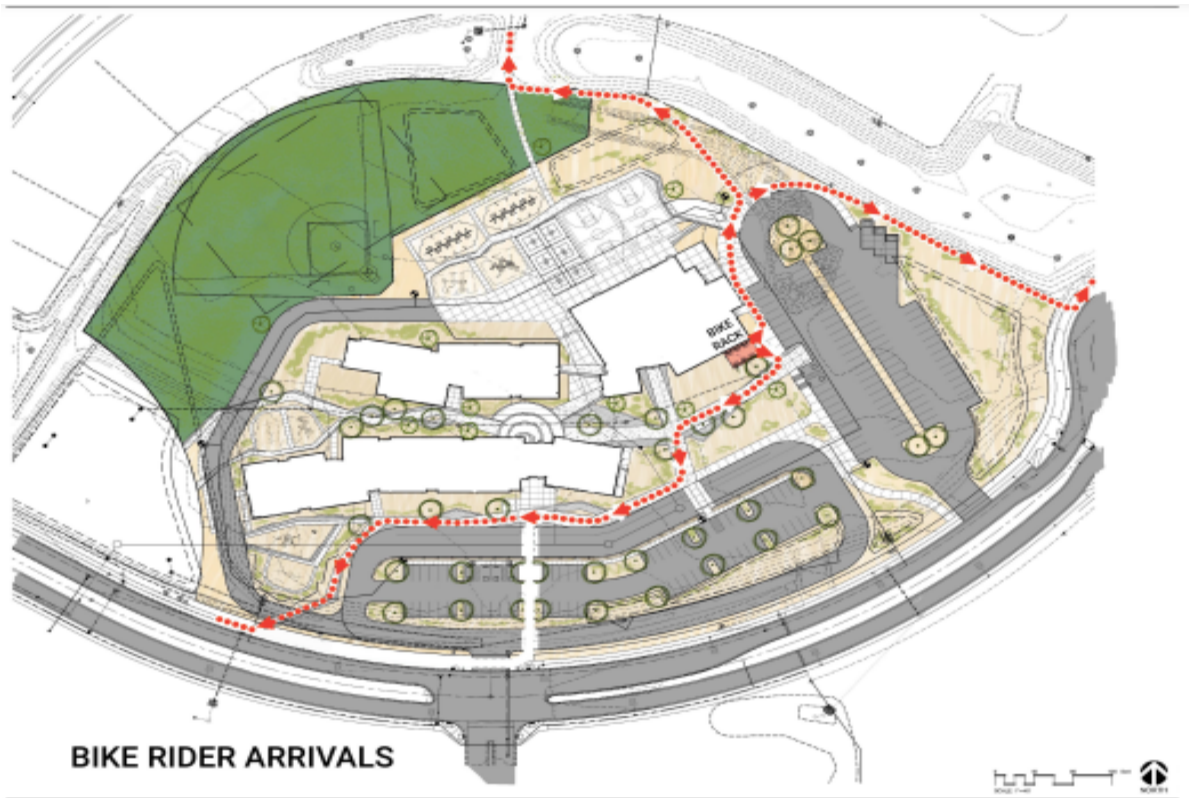
## Walkers:

- Students will leave out of designated exits, use sidewalks, and **cross the street in designated crossing zones.**

## Bike Riders:

- Students will walk and retrieve the bikes from the bike rack.
- Students traveling East will follow the sidewalk around the East side of the Staff Parking Lot onto Sky Crossing Way.
- There is also a sidewalk that wraps around the back of the playground fence (North) and enters into the neighborhoods.
- Students traveling West proceed on the sidewalk in front of the school towards the PreK playground. The sidewalk will lead them safely to Sky Crossing Way.





## IMPORTANT REMINDERS

- BE CAREFUL when pulling in and out of the lot. Many students and parents are walking, or riding bikes and scooters. Pedestrians have the right of way, so PLEASE go slowly and be alert!
- Please be courteous to all drivers. If there are lines of cars trying to enter the lot from both directions, please take turns so the traffic continues to flow in both directions.
- DO NOT BLOCK THE CROSSWALKS!
- PLEASE STAY OFF OF YOUR CELL PHONES SO YOU CAN BE AWARE AND ALERT!
- The speed limit is 15 mph in a school zone on Sky Crossing Way. PLEASE DO NOT SPEED!
- Please review the attached map and dismissal patterns with your students.
- Students should stay on sidewalks and cross at designated points only.